

# Evaluation of 'Stories of Change' Goat and Irrigation Projects in Malawi

Appendices

Oxfam GB Programme Evaluation

April 2009

Commissioned by: Oxfam GB

Evaluators: Unknown

## **5.0 APPENDIX: TOOLS AND RESOURCES**

### **5.1 MAP OF PROJECT SITES**

[Figure Removed]

## 5.2 SUMMARY LIST OF FOCUS GROUPS

Intervention Type	Group Type	Group size	Location
Thyolo Goat Project	Male beneficiaries	7	Bvumbwe, Thyolo District
Thyolo Goat Project	Male beneficiaries (2)	10	Kapichi, Thyolo District
Thyolo Goat Project	Female beneficiaries	(not documented)	Bvumbwe, Thyolo District
Thyolo Goat Project	Female beneficiaries (2)	12	Kapichi, Thyolo District
Thyolo Goat Project	Male non-beneficiaries	14	Bvumbwe, Thyolo District
Thyolo Goat Project	Male non-beneficiaries (2)	8	Kapichi, Thyolo District
Thyolo Goat Project	Female non-beneficiaries	10	Bvumbwe, Thyolo District
Thyolo Goat Project	Female non-beneficiaries (2)	15	Kapichi, Thyolo District
Irrigation Project	Male beneficiaries	11	Chaoneka, Thyolo District
Irrigation Project	Male beneficiaries (2)	4	Chaoneka, Thyolo District
Irrigation Project	Male beneficiaries (3)	8	Mnembo, Mulanje District
Irrigation Project	Male beneficiaries (4)	10	Mnembo, Mulanje District
Irrigation Project	Female beneficiaries	12	Chaoneka, Thyolo District
Irrigation Project	Female beneficiaries (2)	20	Chaoneka, Thyolo District
Irrigation Project	Female beneficiaries (3)	9	Mnembo, Mulanje District
Irrigation Project	Female beneficiaries (4)	12	Mnembo, Mulanje District
Irrigation Project	Male non-beneficiaries	7	Chaoneka, Thyolo District
Irrigation Project	Female non-beneficiaries	2 (held as interview)	Chaoneka, Thyolo District

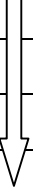




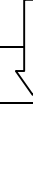
### **5.3 SUMMARY LIST OF INFORMANT INTERVIEWS**


**[Table Removed]**

## 5.4 HOUSEHOLD SURVEY – BENEFICIARIES

### Household Survey – Thyolo Goat Distribution Scheme

#### TREATMENT BENEFICIARY (GOAT RECIPIENT) SURVEY

PAT H	Q#	Question Text	Response Data			
<b>Section 1 – General/Site Information</b>						
	1.1	Surveyor's initials				
	1.2	Date of Survey (D/M/Y)				
	1.3	Name of Village				
	1.4	Name of Traditional Authority				
<b>Section 2 – Beneficiary Information (SES Grouping/Vulnerability Criteria)</b>						
	2.1	First and Last Name of Respondent (HH head/other HH member)				
	2.2	Is s/he HH head or other HH member (1 = head, 0 = other)				
	2.3	Sex of HH head (Male=0; Female=1)				
	2.4	Marital Status of HH head (Married=1; Never Married=2; Widowed=3; Divorced/Separated=3)				
	2.5*	How old is HH head? (N/A=X; 61 years or older=0; 18 years or younger=1; other=2)				
	2.6*	How many chronically sick adults are being cared for in HH?				
	2.7	How many disabled adults are being cared for in HH?				
	2.8	HH member died due to HIV/AIDS in past 12 months? (Don't know = 0; No = 1; Yes = 2; No answer = 3)				
	2.9	Number of orphans being hosted in HH?				
	2.10	Total # of active male adults contributing to HH (15-60 yrs)				
	2.11	Total # of active female adults contributing to HH (15-60 yrs)				
	2.12	Total # of children in HH (5-14 yrs)				
	2.13	Total # of children in HH (< 5 yrs)				
	<b>Section 3 – Programme Participation: Receipt, Breeding, Pass-On</b>					
	3.1	When did you receive the goat from Oxfam? (year)				
	3.2	Number of goats in HH prior to programme involvement?				
	3.3	How many goats did you receive from the Oxfam distribution programme?				
If 1 +, go to	3.4	Number of goats in HH presently? ) (if possible, verify by observation)				

PAT H	Q#	Question Text	Response Data			
3.6						
	3.5	If you no longer have goats, what happened to your Oxfam goat? (death = 1, sale within 6 months = 2, sale after 6 months = 3, slaughter = 4, other=5)				
	3.6	From the time you were chosen to receive a goat, how long did it take until the goat arrived? (months)				
	3.7	How did you feel about the waiting period? (Too short=0; acceptable=1; Too long=2)				
	3.8	Health of doe when you received it? (Poor=0; fair=1; good=2)				
	3.9	Source of breeding bucks used with doe? (Bvumbwe CBO (distributed by Oxfam) = 0; Other CBO=1; Community member=2; Own=3; Don't know=4)				
0 = go to 3.13. 1 = go to 3.11	3.10	Were bucks available when needed? (No=0; Yes=1)				
0 = go to 3.13 1 = go to 3.12	3.11	Were you required to pay for breeding buck use? (N/A=X; No=0; Yes=1)				
	3.12	If you paid for breeding buck use, did you feel the fee charged was fair? (N/A=X; No=0; Yes=1)				
0 = go to 4.1	3.13	How many kids have been born to the Oxfam doe since you received it?				
	3.14	How many goats would you have in total, if you had not sold any / none had died?				
0 = go to 4.1	3.15	How many kids were you able to pass on? (N/A=X)				
	3.16	How many kids died before pass-on? (N/A=X)				
	3.17	Who managed the pass-on process? (N/A = X; VDC = 1; VLC = 2; CBO direct = 3; HH itself = 4; other = 5)				
	3.18	On average, how would you describe the health of the kids				

PAT H	Q#	Question Text	Response Data			
		at the time of pass-on? (N/A=X; Poor=0; fair=1; good=2)				
<b>Section 4 – Programme Support: Goat Husbandry</b>						
	4.1	On average, how would you describe the health of your goats presently? (N/A=X; Poor=0; fair=1; good=2)				
	4.2	On average, how would you describe the health of your goats during the most recent dry season? (N/A=X; Poor=0; fair=1; good=2)				
	4.3	If any of your goats have died accidentally, what has been the cause of death? (N/A=X; neglect/no time for care=0; malnutrition=1; illness=2; other=3) (If there are multiple causes, select most common)				
	4.4	How do you house your goats? (raised khola=0; purpose-built goat house=1; own dwelling = 2 other=3) (verify by observation)				
	4.5	What prevented you from constructing / using proper housing (high cost of construction materials =0, lack of knowledge=1, lack of energy for labour = 2, security = 3, other = 4)				
	4.6	Does your current goat housing set-up allow you to collect manure? (No=0; Yes=1)				
	4.7	Has HH received training in improved goat management? (No = 0; Yes = 1)				
	4.8	Has HH received training in goat disease control? (No = 0; Yes = 1)				
	4.9	Did the training enable you to care properly for your goats? (No = 0; Yes = 1, Maybe = 2)				
	4.10	Do you feel you have sufficient access to extension worker/Village Livestock Technician (VLT) support? (No = 0; Yes = 1)				
	4.11	If yes, do you feel that extension workers/VLTs who visited you had proper knowledge about goat husbandry? (No = 0; Yes = 1)				
	4.12	Do you have to pay for access to VLT services? (No = 0; Yes = 1)				
	4.13	If yes, do you feel the fee scale is fair? (N/A=X; No=0; Yes=1; somewhat=2)				

PAT H	Q#	Question Text	Response Data			
0 = go to 4.18	4.14	Does your HH have access to drug boxes for the goats? (No=0; Yes=1; sometimes=2)				
	4.15	How would you describe your ability to access drug boxes? (N/A=X; None=0; poor=1; fair=2; good=3)				
	4.16	How do you pay for drug box access? (N/A=X; Free=0; Flat fee=1; By cost of drugs used=2; other=4)				
	4.17	Do you feel the fee scale is affordable? (N/A=X; No=0; Yes=1; somewhat=2)				
	4.18	If your HH cares for an elderly/disabled member/PLWH/A, how has this affected your ability to raise goats? (N/A=X; no effect=0; less time available for goat=1; fewer resources available for goat=2; less time AND fewer resources for goat=3)				
	4.19	If your HH also cares for an elderly/disabled member/PLWH/A, and you've been able to successfully raise goats, what has been the impact on your ability to care for this HH member? (N/A=X, none=0; negative impact=1; positive impact=2)				
	4.20	Apart from the goat, has your HH received other support from Oxfam or its partners? (CICOD/WAMI) (no = 0; improved cropping methods = 1; free inputs [seed and/or manure and/or fertilizer] = 2; non-farm IGA = 4; food assistance = 5; other livestock = 6; other = 7)				
<b>Section 5 – Market Access, Income Activities, Assets and Outcomes</b>						
	5.1	Have you used or sold milk produced by your goat? (no = 0, yes =1)				
0 go to 5.12	5.2	Has your goat produced manure since you received it? (no=0; yes=1)				
	5.3	How much was produced? (# of 50 kg bags)				
	5.4	How much was sold? (N/A = X)				
	5.5	How much did you earn from the sale in MK (N/A = X)				
	5.6	How much have you used at home? (N/A = X)				
X go to	5.7	If your goat produced offspring, how many were sold? (N/A = X)				

PAT H	Q#	Question Text	Response Data			
5.14						
	5.8	How much did you earn from the sale in MK (N/A = X)				
	5.9	How many offspring have you kept at home? (N/A = X)				
	5.10	At home, do you use the offspring for meat? Breeding? Milk? Manure? Other? (N/A=X; meat=0; breeding =1; milk=2; manure=3; insurance for sale later = 4, other=5)				
	5.11	Did you sell your Oxfam goat since receiving it? (no=0; yes=1)				
	5.12	How much did you earn from the sale in MK (N/A = X)				
	5.13	When you sell goats, who do you usually sell them to? (N/A=X; in town = 0, village market=1, travelling buyer=2)				
	5.14	When did you sell your goat? (Nov- Mar [lean period] = 0; Apr – Oct [non-lean period] = 1)				
	5.15	What has been the main income generating activity (IGA) for your HH since receiving a goat? Goat and goat product sales = 0, crop sales = 1, other = 2)				
	5.16	What has been the main use of income from goat/goat product sales? (N/A=X; daily HH purchases (non-food) = 0; daily HH purchases (food) = 1; investment in new HH IGAs = 2; medication/supplies for ill HH members = 3; education = 4; other = 5)				
If 0 got 5.25	5.17	Has your HH sold other home-produced items since the time you received your goat? (No = 0; Yes = 1)				
	5.18	What was the main <b>other</b> home-produced item sold in the time since you've received your goat? (N/A = X; crops [includes maize/vegetables] = 0; beekeeping products = 1; fish farming products = 2; small business products = 3; other = 4)				
	5.19	Which other (non-production) IGAs has your HH been involved in since receiving your goat? (No=0; full time employment outside the home=1; contract labour/ganyu=2; remittances (money sent by others in town / abroad) =3; other=4)				
	5.20	Approximate annual HH income from <b>OTHER</b> IGAs, since receiving a goat? (in MK; N/A=X)				
	5.21	Approximate annual HH income from sales of all <b>goats/goat</b>				

PAT H	Q#	Question Text	Response Data			
		<b>products</b> , since receiving a goat? (in MK; N/A=X)				
	5.22	Estimated total HH income for most recent year <b>BEFORE</b> receiving a goat (in MK)				
	5.23	Compared to the time before you received a goat, how has number of HH income sources changed? (N/A = X; decreased = 0, stayed the same = 1, increased = 2)?				
	5.24	Compared to the time before you received a goat, HH cash income has (N/A = X; decreased = 0, stayed the same = 1, increased = 2)?				
<b>Section 6 – Food Production Activities, Assets and Outcomes (FG)</b>						
0 = 6.11	6.1	Does the HH have access to cropland? (No = 0; Yes = 1).				
	6.2	How much land has the HH farmed in the time since you received your goat? (in acres; N/A=X)				
	6.3	What has been the main crop grown in the time since you received your goat? (N/A= X; maize = 0; pigeon peas = 1, sweet potatoes = 2, cassava = 3, other = 4)				
	6.4	Avg. amount of main crop produced by HH each year, in the time since receiving your goat (in 50kg bags; N/A=X)				
	6.5	In comparison to the time before you received a goat, what has happened to HH crop production? (N/A = X; decreased = 0, stayed the same = 1, increased = 2)?				
	6.6	Has HH use fertilizer or other inputs for crop production in the time since you received your goat (excluding manure)? (N/A= X; No = 0; Fertilizer = 1; other inputs [hybrid seed, pesticides]=2, both seeds and fertiliser = 3)				
	6.7	Were these inputs purchased through ADMARC? (N/A=x; no=0; yes =1, yes with subsidy coupons = 2)				
	6.8	Did your HH use manure for crop production in the time since you received your goat? (N/A= X; No = 0; Yes = 1)				
If 2 go to 6.10, others go to 6.11	6.9	How was that manure obtained? (N/A = X; purchase from ADMARC =1; purchase from other source = 2; own production through Oxfam goats = 3; own production through other means = 4; community distribution = 5; gift = 6; other = 7)?				
	6.10	If you obtained manure from your goats, do you believe this manure helped you increase your crop yields? (N/A= X; No =				

PAT H	Q#	Question Text	Response Data			
		0; Yes = 1)				
	6.11	Main other type of animal owned by HH? (N/A=0; chickens or other fowl =1; pigs=2; cows=3)				
	6.12	Number of main other type of animal?				
If 0 go to 6.15	6.13	Where is main source of purchased maize for HH? (0=ADMARC, 1=neighbour, 2=private trader, 3=other)				
	6.14	If you did <b>not</b> purchase maize from ADMARC, why was this? (1=other sources cheaper, 2 = no maize available, 3 = other)				
	6.15	Estimated number of months of HH food access (from home production or purchase) this year?				
	6.16	Compared to the time before you received a goat, # of months of food access per year has (decreased = 0; stayed the same = 1; increased = 2;)?				
	6.17	What is your main coping strategy during hunger months (1 = sale of goats, 2 = sale of chickens, 3 = ganyu, 4 = government food aid, 5 = NGO food aid, 6 = neighbours, 7 = other IGAs)				
	6.18	How has goat ownership helped you cope better in times of food shortages? (no improvement in coping=0; improvement through production of goods for home consumption=1; improvement through production of goods for sale=2; production of goods for HH consumption <b>and</b> sale=3; improvement through other means=4)				
<b>Section 7 – Overall</b>						
	7.1	Overall, do you feel you've had to wait a long time before your HH got any benefit from the goats or did you get benefits in a good time frame? (No benefits yet=0; wait for benefits took too long; wait for benefits was acceptable=1; wait for benefits was short=2)				
	7.2	Overall, do you feel that Oxfam's goat distribution program has helped your HH improve its well being? (no=0; yes=1)				
	Enumerator Comments:					

## 5.5 HOUSEHOLD SURVEY - NON-BENEFICIARIES

### Household Survey – Thyolo Goat Distribution Scheme

### COMPARISON GROUP SURVEY



PATH	Q#	Question Text	Response Data			
<b>Section 1 – General/Site Information</b>						
	1.1	Surveyor's initials				
	1.2	Date of Survey (D/M/Y)				
	1.3	Name of Village				
	1.4	Name of Traditional Authority				
<b>Section 2 – Beneficiary Information (SES Grouping/Vulnerability Criteria)</b>						
	2.1	First and Last Name of Respondent (HH head/other HH member)				
	2.2	Is s/he HH head or other HH member (1 = head, 0 = other)				
	2.3	Sex of HH head (Male=0; Female=1)				
	2.4	Marital Status of HH head (Married=1; Never Married=2; Widowed=3; Divorced/Separated=3)				
	2.5*	How old is HH head? (N/A=X; 61 years or older=0; 18 years or younger=1; other=2)				
	2.6*	How many chronically sick (HIV+) adults are being cared for in HH?				
	2.7	How many disabled adults are being cared for in HH?				
	2.8	HH member died due to HIV/AIDS in past 12 months? (Don't know = 0; No = 1; Yes = 2; No answer = 3)				
	2.9	Number of orphans being hosted in HH?				
	2.10	Total # of active male adults contributing to HH (15-60 yrs)				
	2.11	Total # of working female adults contributing to HH (15-60 yrs)				
	2.12	Total # of children in HH (5-14 yrs)				
	2.13	Total # of children in HH (< 5 yrs)				
	4.20	Has your HH received other support from JOPM/partners since you first received a goat? (no = 0; improved cropping methods = 1; free inputs [seed and/or manure and/or fertilizer] = 2; non-farm IGA = 4; food assistance = 5; other livestock = 6; other = 7)				

Section 3 and 4 – Goat ownership / husbandry						
0 = 5.5A	3.4	Number of goats in HH				
	4.1	On average, how would you describe the health of your goats presently? (N/A=X; Poor=0; fair=1; good=2)				
	4.2	On average, how would you describe the health of your goats during the most recent dry season? (N/A=X; Poor=0; fair=1; good=2)				
	3A	Why did you decide to keep goats? (1 = because neighbours received through Oxfam programme, 2 = because good insurance for hunger periods, 3 = easy to look after, 4 = other)				
	3B	Have your goat husbandry practices been influenced by the goat distribution programme, eg khola construction / drug box access? (yes – 1, no – 0)				
Section 5 –Income generating activities, assets and outcomes						
	5.5 A	Does your HH consume goat milk? (no=0; yes=1)				
	5.15	What has been the main IGA for your HH over the last 2 years? Goat and goat product sales = 0, other livestock = 1 crop sales = 2, other = 3)				
	5.17	Has your HH sold other home-produced items in the past two years? (No = 0; Yes = 1)				
	5.18	What was the main <b>other</b> home-produced item sold in the past two years? (N/A = X; crops [includes maize/vegetables] = 0; beekeeping products = 1; fish farming products = 2; small business products = 3; other = 4)				
	5.19	Was HH involved in other (non production) IGAs in the past two years? (No=0; full time employment outside the home=1; contract labour/ganyu=2; remittances (money sent from others working in town/abroad) =3; other=4)				
	5.20 B	Approx. annual HH income in the past two years? (in MK; N/A=X)				
	5.22	Approx annual HH income for the time period before the past two years? (in MK)				
	5 C	What has been the main use of HH income in the past two years?				

		(N/A=X; daily HH purchases (non-food) = 0; daily HH purchases (food) = 1; investment in new HH IGAs = 2; medication/supplies for ill HH members = 3; education = 4; other = 5)				
	5.23	Compared to the past two years, number of HH income sources has (N/A = X; decreased = 0, stayed the same = 1, increased = 2)?				
	5.24	Compared to the past two years, HH cash income has (N/A = X; decreased = 0, stayed the same = 1, increased = 2)?				
<b>Section 6 – Food Production Activities, Assets and Outcomes (FG)</b>						
	6.1	Does the HH have access to cropland? (No = 0; Yes = 1).				
	6.2	How much land has the HH farmed in the past two years? (in acres; N/A=X)				
	6.3	What has been the main crop grown in the past two years? (N/A= X; maize = 0; pigeon peas = 1, sweet potatoes = 2, cassava = 3, other = 4)				
	6.4	Avg. amount of main crop produced by HH each year, in the past two years? (in 50kg bags) N/A=X				
	6.5	Over the past two years, HH crop production has (N/A = X; decreased = 0, stayed the same = 1, increased = 2)?				
	6.6	Has HH use fertilizer or other inputs for crop production in the past two years? (excluding manure)? (N/A= X; No = 0; Fertilizer = 1; other inputs [hybrid seed, pesticides]=2; 3= both seeds and fertiliser				
	6.7	Were these inputs purchased through ADMARC? (N/A=x; no=0; yes =1, yes with subsidy coupons = 2)				
	6.8	Did HH use manure for crop production in the in the past two years? (N/A= X; No = 0; Yes = 1)				
	6.9	How was that manure obtained (N/A = X; purchase from ADMARC =1; purchase from other source = 2; (own production through Oxfam goats = 3); own production through other means = 4; community distribution = 5; gift = 6; other = 7)?				
	6.10	Do you believe this manure helped you increase your crop yields? (N/A= X; No = 0; Yes = 1)				
	6.11	Main other type of animal owned by HH? (N/A=0; chicken or other fowl=1; pigs=2; cows=3)				

6.12	Number of main other types of animal?				
6.13	Has your HH purchased maize for HH use from ADMARC in the past two years? (No = 0; Yes = 1)				
6.14	If you did <b>not</b> purchase maize from ADMARC, why was this? (1=other sources cheaper, 2 = no maize available, 3 = other)				
6.15	Estimated number of months of HH food access (from home production or purchase) this year?				
6.16	Over the past two years, number of months of food access per year has (decreased = 0; stayed the same = 1; increased = 2;)?				
6.17	What is your main coping strategy during hunger months? (1 = sale of goats, 2 = sale of chickens, 3 = ganyu, 4 = government food aid, 5 = NGO food aid, 6 = neighbours, 7 = other IGAs)				
	Enumerator Comments:				

## 5.6 GOAT PROJECT FOCUS GROUP GUIDELINES – BENEFICIARIES

### Focus Group Guidelines - Thyolo Goat Distribution Scheme

#### Treatment (Goat Recipient) Beneficiary Groups

##### Activity 1: Site Information

Q#	Question Text	Response Data				
1.1	Facilitator					
1.2	Date of FGD (D/M/Y)					
1.3	FGD Code					
1.4	Name of CBO					
1.5	FGD Location					
1.6	Attendee List attached? Y/N					

##### Activity 2a: Matrix Ranking

**Guiding Question:** Since receiving a goat, how has your HH's well being in these LH areas changed?

Code	LH Indicator (Pictogram)	Better Off ☺	Worse Off ☹	No Change O
A	Income Earning through product sales			
B	HH members' nutrition/health			
C	Farming productivity			
D	Overall food security			
E	Involvement in local decision-making			
F	Empowerment of women			
G	Ability to Care for PLWHA			

##### Activity 2b: Matrix Analysis/Debriefing

**Guiding Question:** Help us understand how the goat programme has made your HH better off/worse off/no different than before.

**Secondary Questions:**

##### 2.1 Income earning

Q#	Question Text
2.1.1	Has HH produced goat products/goat offspring since the time you received a goat?
2.1.2	If yes, what was the main goat product you've produced since receiving a goat?
2.1.3	In general, did you sell most of the goat products produced this year, or did you keep them for household use?
2.1.4	What was the main goat product you've sold? What was the main product used in the HH?
2.1.5	Do you feel you received a good market price for the products you sold?
2.1.6	Do you feel you had good information about places/ways to sell your goat products?
2.1.7	Which do you think are easier to sell: Goat products or other products?
2.1.8	Have goat products/goat sales been the main source of HH income since the time you received a goat, or have other IGAs contributed more income to your HH?
2.1.9	Main use of income from product sales?

## 2.2 Nutrition/Health

Q#	Question Text
2.2.1	If your goat produced milk, and you consumed it at home, do you feel this milk has helped your HH become healthier?
2.2.2	Did the sale of goat products generate income that was used to improve HH nutrition/health (through purchase of food items, medicine, etc.)?

## 2.3 Farming Productivity

Q#	Question Text
2.3.1	Does the HH have access to cropland?
2.3.2	What are the main crops you produce? Why do you produce these crops?
2.3.3	How many times per year do you plant/harvest crops?
2.3.4	How does current HH crop production compare to the time period before you received your goat?

2.3.5	If you obtained manure from your goats, do you believe this manure helped you increase your crop yields?
2.3.6	Has ADMARC played a role in your HH farming activities? Have you purchased inputs from them? Sold maize to them?

## 2.4 Food Security

Q#	Question Text
2.4.1	Compared to the time period before you received a goat, have your HH's number of hungry months changed? How?
2.4.2	How has goat ownership helped you cope better in times of food shortages, if at all?
2.4.3	Has your HH purchased maize from ADMARC? Are you able to access that maize?

## 2.5 Involvement in Local Decision-Making

Q#	Question Text
2.5.1	Compared to the time period before you received a goat, how has HH participation in community decision-making changed?

## 2.6 Empowerment of Women

Q#	Question Text
2.6.1	How would you describe the current involvement of women in community decision-making? Has this changed since the time period before you received a goat?
2.6.2	In your HH, who makes major decisions related to income/expenditures?
2.6.3	Compared to before you received a goat, do you feel the woman's role in your HH's decision-making has changed?

## 2.7 Ability to Care for PLWHA

Q#	Question Text
2.7.1	If you have a PLWHA in your HH, has their presence affected your ability to raise your goat? How?
2.7.2	If you have a PLWHA in your HH, and you've been able to raise a goat successfully, has this helped your HH? (through sale/use of

	goats/goat products?)
--	-----------------------

## 5.7 GOAT PROJECT FOCUS GROUP GUIDELINES – NON-BENEFICIARIES

### Focus Group Guidelines - Thyolo Goat Distribution Scheme Comparison Groups

#### Activity 1: Site Information

Q#	Question Text	Response Data				
1.1	Facilitator					
1.2	Date of FGD (D/M/Y)					
1.3	FGD Code					
1.4	Name of CBO					
1.5	FGD Location					
1.6	Attendee List attached? Y/N					

#### Activity 2a: Matrix Ranking

**Guiding Question:** Comparing your HH's status today to its status two years ago, how has your HH's well being in these LH areas changed?

Code	LH Indicator (Pictogram)	Better Off ☺	Worse Off ☹	No Change O
A	Income Earning through product sales			
B	HH members' nutrition/health			
C	Farming productivity			
D	Overall food security			
E	Involvement in local decision-making			
F	Empowerment of women			
G	Ability to Care for PLWHA			

#### Activity 2b: Matrix Analysis/Debriefing

**Guiding Question:** Help us understand how/whether your HH status has changed over the past two years.

## Secondary Questions:

### 2.1 Income earning:

Q#	Question Text
2.1.4	What has been the main item your HH produced for sale/consumption over the past two years?
2.1.3	In general, did you sell most of these products, or did you keep them for household use?
2.1.A	Rate your ability to access markets to sell these products.
2.1.5	Do you feel you received a good market price for the products you sold?
2.1.6	Do you feel you had good information about places/ways to sell your products?
2.1.B	Was HH involved in other IGAs in the past year (includes contract work/ganyu)?
2.1.C	Do you feel your HH earned good income in past year from other IGAs?
2.1.7	Which do you think are easier to sell: Goat products or other products? Do you believe that goat ownership would change your income-earning prospects?
2.1.8	Do you think goat rearing is a good income generating activity compared to others in your community? If so/not why?
2.1.9	How have you used your HH income from product sales/other sources?
2.1.D	Over the past two years, has the # of income sources in your HH decreased? stayed the same? increased? Why might this be the case?
2.1.E	Over the past two years, has your HH's <b>cash income</b> decreased? stayed the same? increased? Why might this be the case?

### 2.2 Nutrition/Health

Q#	Question Text
2.2.A	What is your main strategy for obtaining food/medical supplies for your HH? HH production/consumption? Other IGAs?
2.2.1	Do you drink milk? Do you believe milk contributes to greater HH nutrition? Would you drink milk if it could be produced within the HH? If it was produced from goats?

### 2.3 Farming Productivity

Q#	Question Text
2.3.1	Does the HH have access to cropland?
2.3.2	What are the main crops you produce? Why do you produce these crops?
2.3.3	How many times per year do you plant/harvest crops?
2.3.4	How does current HH crop production compare to crop production two years ago? If changes have occurred, why have they occurred?
2.3.A	Did HH use fertilizer, manure or other inputs for crop production last year? Which input do you believe is most effective?
2.3.5	If you used animal manure, do you believe this manure helped you increase your crop yields? Do you believe your production could be improved if you had a source of manure within your HH?
2.3.B	Main other type of animal owned by HH? How many?
2.3.6	Has ADMARC played a role in your HH farming activities? Have you purchased inputs from them? Sold maize to them?

### 2.4 Food Security

Q#	Question Text
2.4.1	Avg. # of months of HH food access per year, over the past two years (from home production or purchase)?
2.4.2	Compared to two years ago, have your HH's number of hungry months changed? How?
2.4.3	What has been your main coping mechanism during food shortages? Institutional support? Ganyu? Family? Sale of assets?
2.4.5	Has your HH purchased maize from ADMARC? Are you able to access that maize?

### 2.5 Involvement in Local Decision-Making

Q#	Question Text
2.5.1	How would you describe your HH's participation in community decision-making? Has this changed at all in the past two years?

### 2.6 Empowerment of Women

Q#	Question Text
----	---------------

2.6.1	How would you describe the current involvement of women in community decision-making? Has this changed at all in the past two years?
2.6.2	In your HH, who makes major decisions related to income/expenditures?
2.6.3	Compared to two years ago, do you feel the woman's role in your HH's decision-making has changed?

## 2.7 Ability to Care for PLWHA

Q#	Question Text
2.7.1	If you have a PLWHA in your HH, has their presence affected your ability to earn income? How?
2.7.2	If you have a PLWHA in your HH, and you've been able to successfully earn income, which income generating activity has helped you the most? How has this income helped your HH? (purchase of medication/food, investment in new assets)

## 5.8 IRRIGATION PROJECT FOCUS GROUP GUIDELINES – BENEFICIARIES

### Focus Group Guidelines – Irrigation Scheme Treatment Beneficiary Groups

#### Activity 1a: Site Information

Q#	Question Text	Response Data				
1.1	Facilitator					
1.2	Date of FGD (D/M/Y)					
1.3	FGD Code					
1.5	FGD Location					
1.6	Attendee List attached? Y/N					

#### Activity 1b: Individual Questions re HH SES

#### Categories:

Q#	Category	Options	1	2	3	4
1.2.1	What is your position in	(HH head=1; other=2)				

	the HH?					
1.2.2	Marital Status of HH head	(married=1; widowed=2; divorced=3; never married=4)				
1.2.3	HH head age range	(over 60=1; under 15=2; between 15-60 years=3;)				
1.2.4	How many people in your HH?	(1 or 2 = 1; 3 to 5 = 2; 6+ = 3)				

### Activity 2a: Matrix Ranking

**Guiding Question:** How has your HH's well being in these LH areas changed since you became involved in the irrigation scheme?

Code	LH Indicator (Pictogram)	Better Off ☺	Worse Off ☹	No Change O
A	Access to farming inputs (seeds, fertiliser)			
B	Farming support and training			
C	Overall crop production			
D	Access to markets for crop sales			
E	HH Income through crop sales			
F	Overall food security			
G	Empowerment of women			
H	Ability to Care for PLWHA			

### Activity 2b: Matrix Analysis/Debriefing

**Guiding Question:** Help us understand how/whether your HH status has changed since joining the scheme.

### 2.3 Access to Inputs/Support

Q#	Question Text
2.3.0	How much land do you farm? (approx. area)

2.3.1	How much land do you farm under irrigation? (approx area)
2.3.2	Tell us about all the types of crops you've grown through the scheme for sale/consumption this year? Why have you chosen these crops?
2.3.3	How many times per year have you planted crops, since joining the irrigation scheme?
2.3.4	Since taking part in the irrigation scheme, have you been able to produce more crops than in previous farming efforts? If yes, how much more (bags, plantings, baskets)
2.3.A	Did you receive inputs/training/other support from Oxfam CBOs? What types?
2.3.5	Do you feel these inputs/training have made your crop production more efficient, compared to the time before you joined the irrigation scheme?
2.3.6	Has ADMARC helped you get better inputs for farming? How?

## 2.1 Crop Production, Market Access, HH Income

Q#	Question Text
2.1.A	Rate your ability to access markets to sell your crops/farm products, since joining the irrigation scheme.
2.1.4	What specific crops/farm products have you sold? What crops have you kept for home use?
2.1.5	Do you feel you receive a good market price for the products you sell?
2.1.6	Do you feel you have good information about places/ways to sell your products?
2.1.0	Has ADMARC helped you get better market prices/information? How?
2.1.B	Has HH been involved in other IGAs since joining the irrigation scheme (includes contract work/ganyu)?
2.1.C	Did income from the scheme enable investment in these other IGAs?
2.1.D	Do you feel your HH earns good income from other IGAs, since joining the scheme?
2.1.9	Main use of HH income from farm product sales/other sources?
2.1.E	Compared to the time period before you joined the irrigation scheme, has your HH income decreased? stayed the same? increased? Why might this be the case?

## 2.2 Food Security

Q#	Question Text
2.4.A	Estimated # of months of HH food access per year, since joining the scheme (from home production or purchase)?
2.4.1	Compared to the time period before you joined the scheme, has your HH's # of food access months changed?
2.4.B	What has been your main coping mechanism during food shortages? Institutional support? Ganyu? Family? Sale of livestock / other assets?
2.4.3	Has your HH purchased maize from ADMARC? Are you able to access that maize?

## 2.6 Empowerment of Women

Q#	Question Text
2.6.0	Who in your HH does the majority of the work on the land you farm? Men or women? Has this changed since you joined the scheme? How?
2.6.1	How would you describe the current involvement of women in community decision-making? Has this changed at all in the past two years?
2.6.2	In your HH, who makes major decisions related to income/expenditures?
2.6.3	Compared to two years ago, do you feel the woman's role in your HH's decision-making has changed?

## 5.9 IRRIGATION PROJECT FOCUS GROUP GUIDELINES – NON-BENEFICIARIES

### Focus Group Guidelines – Irrigation Scheme Comparison Groups

#### Activity 1a: Site Information

Q#	Question Text	Response Data				
1.1	Facilitator					
1.2	Date of FGD (D/M/Y)					
1.3	FGD Code					
1.5	FGD Location					
1.6	Attendee List attached? Y/N					

#### Activity 1b: Individual Questions re HH SES

Q#	Category	Options	1	2	3	4
1.2.1	What is your position in the HH?	(HH head=1; other=2)				
1.2.2	Marital Status of HH head	(married=1; widowed=2; divorced=3; never married=4)				
1.2.3	HH head age range	(over 60=1; under 15=2; between 15-60 years=3;)				
1.2.4	How many people in your HH?	(1 or 2 = 1; 3 to 5 = 2; 6+ = 3)				

#### Activity 2a: Matrix Ranking

**Guiding Question:** How has your HH's well being in these LH areas changed in the past two years?

Code	LH Indicator (Pictogram)	Better Off 😊	Worse Off ☹	No Change O
A	Access to farming inputs (seeds, fertiliser)			
B	Farming support and			

	training			
C	Overall crop production			
D	Access to markets for crop sales			
E	HH Income through crop sales			
F	Overall food security			
G	Empowerment of women			
H	Ability to Care for PLWHA			

### Activity 2b: Matrix Analysis/Debriefing

**Guiding Question:** Help us understand changes in your HH over the past two years.

#### 2.3 Access to Inputs/Support

Q#	Question Text
2.3.0	How much land do you farm? (approx. area)
2.3.2	Tell us about all the types of crops you've grown in the past two years. Why have you chosen these crops?
2.3.3	How many times per year have you planted crops, in the past two years?
2.4	In the past two years, have you been able to produce more or less crops for sale? If yes, how much? Why/why not?
2.3.A	Do you receive any type of inputs/training? Who from?
2.3.5	Do you feel these inputs/training have made your crop production more efficient?
2.3.6	Has ADMARC helped you get better inputs for farming? How?

#### 2.1 Crop Production, Market Access, HH Income

Q#	Question Text
2.1.A	Rate your ability to access markets to sell your crops/farm products, in the past two years.
2.1.0	Do you believe that taking part in an irrigation scheme would help you produce more crops for sale?

2.1.4	What specific crops/farm products have you sold? What crops have you kept for home use?
2.1.5	Do you feel you receive a good market price for the products you sell?
2.1.6	Do you feel you have good information about places/ways to sell your products?
2.1.0	Has ADMARC helped you get better market prices/information? How?
2.1.B	Has HH been involved in other IGAs in the past two years (includes contract work/ganyu)?
2.1.C	Do you feel your HH has earned good income from other IGAs over the past two years?
2.1.9	Main use of HH income from farm product sales/other sources?
2.1.D	Over the past two years, has your HH income decreased? stayed the same? increased? Why might this be the case?

## 2.4 Food Security

Q#	Question Text
2.4.A	Estimated # of months of HH food access per year, over the past two years (from home production or purchase)?
2.4.1	Over the past two years, has your HH's # of food access months changed?
2.4.B	What has been your main coping mechanism during food shortages? Institutional support? Ganyu? Family? Sale of livestock / other assets?
2.4.0	Do you believe that taking part in an irrigation scheme would enable your HH to have better year-round access to food?
2.4.3	Has your HH purchased maize from ADMARC? Are you able to access that maize?

## 2.7 Empowerment of Women

Q#	Question Text
2.6.0	Who in your HH does the majority of the work on the land you

	farm? Men or women? Has this changed over the last two years? If so, why?
2.6.1	How would you describe the current involvement of women in community decision-making? Has this changed at all in the past two years?
2.6.2	In your HH, who makes major decisions related to income/expenditures?
2.6.3	Compared to two years ago, do you feel the woman's role in your HH's decision-making has changed?

## 6.0 REFERENCES

- Coudouel, Aline et. al. (eds.). (2006). *Poverty and Social Impact Analysis of Reforms* (World Bank Group, Washington, DC).
- Kusek, Jody Zall and Rist, Ray C. (2001). *Ten Steps to a Results-Based Monitoring and Evaluation System*. (World Bank Group, Washington, DC).
- Messer, Norman and Townsley, Philip (2003). *Local Institutions and Livelihoods. Guidelines for Analysis*. (UN-Food and Agriculture Organisation, Rome).
- Meyer, John et. al. (2006). *Joint Oxfam Programme Malawi 2004 – 2007: Mid-Term Evaluation – Final Report*. (Oxfam Internal Document, Oxford).
- Meyer, John et. al. (2006). *Joint Oxfam Programme Malawi: Quantitative Household Survey – Final Draft Report*. (Oxfam Internal Document, Oxford).
- Overseas Development Institute (2006). *Evaluating Humanitarian Action Using the OECD-DAC Criteria*. (ODI, London).
- Oxfam Great Britain (2007). *Programme Implementation Plan: Malawi Programme on Sustainable Livelihoods, HIV, AIDS & Support*. (Oxfam Internal Document, Oxford).
- Oxfam Great Britain (2007). *Project Overview: Thyolo Sustainable Livelihoods Project* (Oxfam Internal Document, Oxford).
- Sustainable Development Policy Institute (2008). *Joint Oxfam Programme in Malawi – Report on Annual Outcome and Impact Assessment: 2008*. (Oxfam Internal Document, Oxford).
- Pasani, Timothy (2007). *Evaluation Report of the Goat Distribution Program in JOPM* (Oxfam Internal Document, Oxford).
- Pasteur, Kath (2001). *Tools for Sustainable Livelihoods: Livelihoods Monitoring and Evaluation*. (Institute of Development Studies, Brighton).
- White, Robert (2005). *The ADMARC Campaign: A Documentation of the Civil Society Campaign on ADMARC in Malawi*. (Oxfam Internal Document, Oxford).

© Oxfam GB 2009

First published online by Oxfam GB in 2010.

This document is part of a collection of programme evaluations available from Oxfam GB in accordance with its evaluation policy.

This document was originally written for internal accountability and learning purposes, rather than for external publication. The information included was correct to the evaluator's best knowledge at the date the evaluation took place. The views expressed in this report are those of the author(s) and do not necessarily reflect Oxfam's views.

The text may be used free of charge for the purposes of advocacy, campaigning, education, and research, provided that the source is acknowledged in full. The copyright holder requests that all such use be registered with them for impact assessment purposes. For copying in any other circumstances, or for reuse in other publications, or for translation or adaptation, permission must be secured and a fee may be charged. Email [publish@oxfam.org.uk](mailto:publish@oxfam.org.uk)

For further information on the issues raised in this document email [phd@oxfam.org.uk](mailto:phd@oxfam.org.uk)

Oxfam is a registered charity in England and Wales (no 202918) and Scotland (SC 039042). Oxfam GB is a member of Oxfam International.

**[www.oxfam.org.uk](http://www.oxfam.org.uk)**